



Module II. Technical

Video
concept
course

Topic 3. Camera Flow

Lesson 1. Camera
Movement



Co-funded by the
Erasmus+ Programme
of the European Union



In this lesson, we will learn...

1. What Camera Movement is.
2. Why Camera Movement is important.
3. Basic Camera Moves.



1.- What Camera Movement is


Camera movement refers to a filmmaking technique where a camera shifts to visually narrate and shape a viewer's perspective of a scene.



Choosing to move a camera in a certain way, you can also alter the narrative.

2.- Why Camera Movement is important?

Using a variety of different camera moves into your shots, you can add deeper sense of your visual interest.

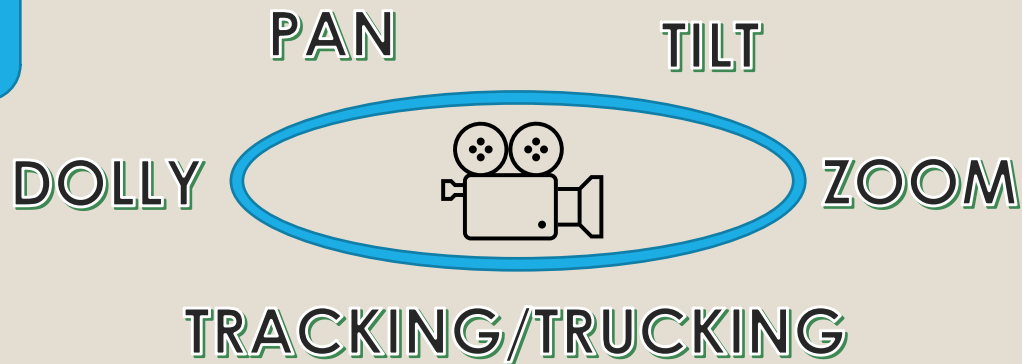


Imagine seeing a movie that its camera is still and only from one perspective, with no different angles, no transitions...

3.- Basic Camera Moves

There are a lot of different Camera Movements and many different ways of describing them.

We are going to focus on 5 basic ones.



3.- Basic Camera Moves

PAN

Horizontal Swivel

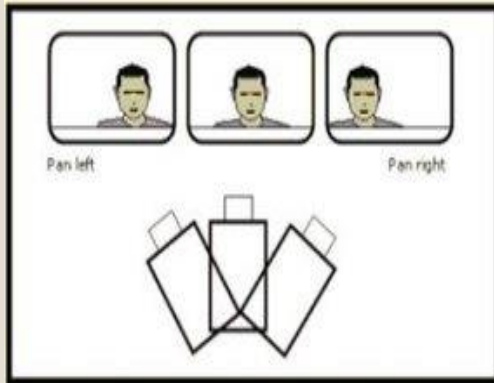


Image Copyright ©
SekBudapestFilm&MediaStudies

TILT

Vertical Swivel

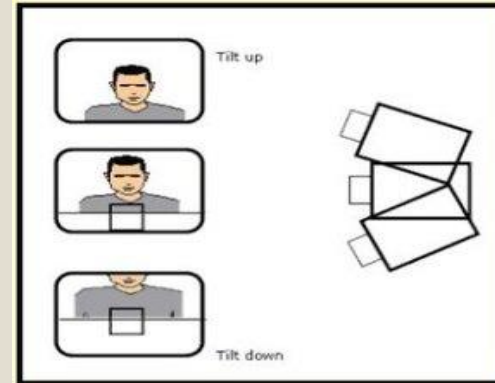


Image Copyright ©
SekBudapestFilm&MediaStudies

3.- Basic Camera Moves

DOLLY

*Smooth Forwards
or Backwards*

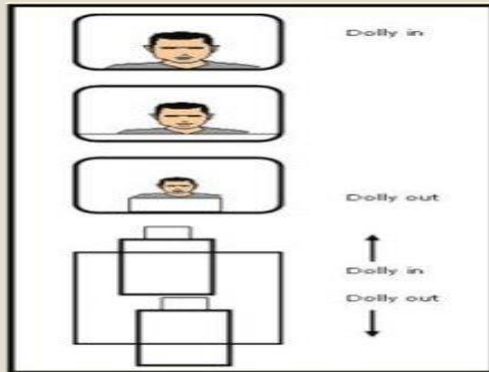
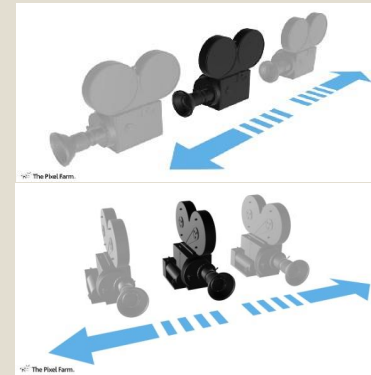
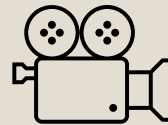


Image Copyright © SekBudapestFilm&MediaStudies

TRACKING/TRUCKING

*From side to side: Left to
Right or Right to Left*



Images Copyright © Medium.com

3.- Basic Camera Moves

ZOOM

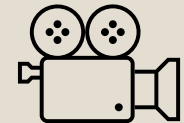
Lens moves: Closer or Further



Image Copyright © tgj3o4.weebly.com

A fast zoom is also known as a Crash Zoom.

It gives our scene energy



Finally

These fundamental camera techniques can inspire a countless number of combinations that will add depth and visual interest to your next video project.





Conclusions

Using the right movement that best serves your story will help you make each shot as effective as possible.



Co-funded by the
Erasmus+ Programme
of the European Union

